

Northwest Indiana Labor Market Highlights

Latest market data figures were released by the Department of Workforce Development for August 2020 and reflect changes since June 2020.




Unemployment Rate decreased to 8.5%



Labor Force decreased by 3,248



Employment increased by 5,471



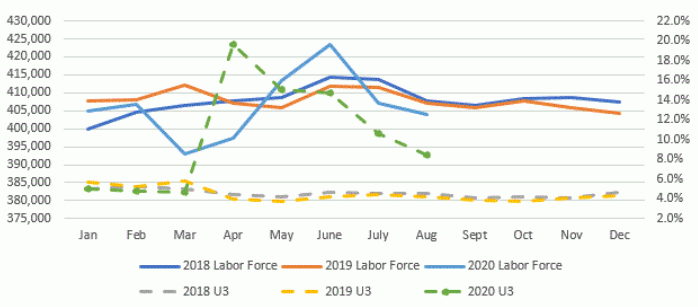
Largest Gain Professional Services +1,400



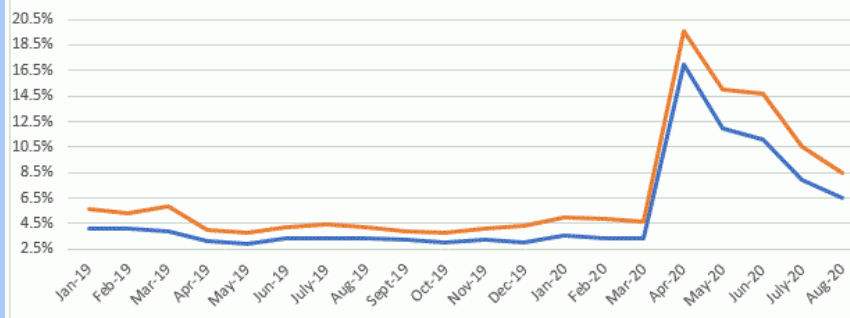
Largest Decline Manufacturing -200

AUGUST 2020 DATA

Year-Over-Year Comparison of EGR 1 Labor Force and Unemployment Rate
Source: DWD via Hoosiers by the Numbers



Unemployment Rate 2019-2020 Indiana vs. NWI



	Aug-20	July-20	June-20	Aug-19	Change	
					Month	Year
Labor Force	403,951	407,199	423,431	407,170	-3,248	-3,219
Employed	369,686	364,215	361,603	389,813	5,471	-20,127
Unemployed	34,265	42,984	62,327	17,358	-8,719	16,907

The latest data for Northwest Indiana (August 2020) shows employment in Northwest Indiana making strides toward recovering from the effects of shelter in place policies and COVID-19. Overall employment in the region grew by 5,471, or 1.5% from the previous month. Compared to the previous year, however, employment remains down 5.1%. The unemployment rate in the region improved significantly as well, dropping by 2.1% from July and sits at 8.5% for August. While Northwest Indiana's rate remains higher than the state rate, the region's rate matches that of the nation.

While government employment driven by the return to school for educators fueled part of this increase, total private employment did rise 1.2% from the previous month. While employment remains 7% below August 2019, this new report suggests improvement. Service providing industries accounted for much of the growth, rising by 2.6%. Goods producing industries also improved though, with employment rising .8%. Despite these increases, employment in specific industries continue to remain anywhere from 2% to 8% below the previous year.

While education employment led the charge, rising by 27%, all other industries with the exception of manufacturing saw employment rise. Other leaders include Construction (3.8%), Professional Services (3.1%), Healthcare (1.8%), and retail (.9%). Manufacturing (-0.2%) was the only industry to see a decline in employment. All of these numbers will be important to watch as we enter into the fall and winter seasons.

Until next month,



Linda Woloshansky
President & CEO
Center of Workforce Innovations and Executive Staff
to the Northwest Indiana Workforce Board



Data source: Indiana Department of Workforce Development via Hoosiers by the Numbers. For more labor market information, contact the research department at the Center of Workforce Innovations at 219-462-2940 or visit www.cwicorp.com.