





Northwest Indiana Labor Market Highlights


Latest market data figures were released by the Department of Workforce Development for May 2020 and reflect changes since March 2020.




Unemployment Rate decreased to 15.2%



Labor Force increased by 13,405



Employment increased by 29,173

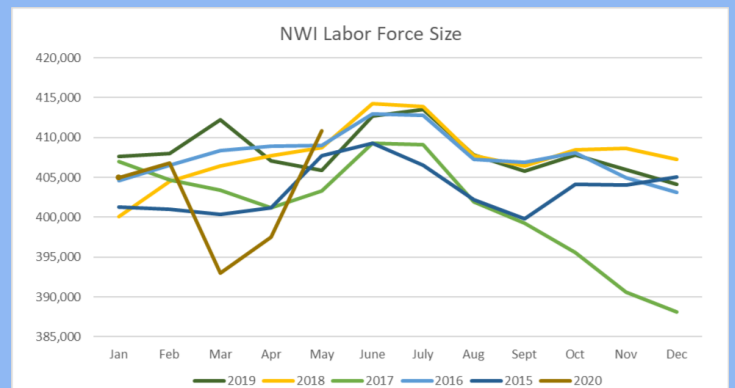
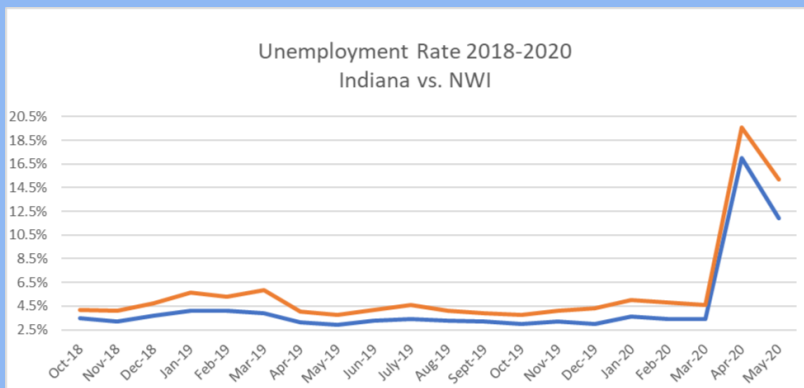


Largest Gain Leisure & Hospitality +2,500



Largest Decline Manufacturing -700

MAY 2020 DATA



	May-20	Apr-20	Mar-20	May-19	CHANGE	
					Month	Year
Labor Force	410,884	397,479	393,016	405,884	13,405	5,000
Employed	348,918	319,745	374,875	390,643	29,173	-41,725
Unemployed	62,364	77,732	18,141	15,241	-15,368	47,123

The latest data for Northwest Indiana (May 2020) shows employment in Northwest Indiana beginning to recover for the effects of shelter in place policies due to CIVID-19. The unemployment rate for the state and region after reaching their highest ever recorded mark in April. The number of unemployed people by more than 15,000 from the previous month while employment rose by 30,000. Despite these improvements, employment is still far from pre-COVID levels.

Total private employment rose by 2% from April, but is down 11% from the previous year. Service providing industries have been hit the hardest hit thus far, down 12% from the previous compared to 6% for goods producing industries.

Looking more closely at the specific industrial workforce changes, nearly every industry, with the exception of Education (-.6%), Manufacturing (-1.6%), and Government (-6.7%) saw employment rise. Those with the largest change from the previous month include Construction (12%), Accommodation and Food Service (9%), and Leisure and Hospitality (8%). This is welcome news for the region as these industries employ a significant portion of the population and were some of the hardest hit.

Until next month,

Linda



Linda Woloshansky
President & CEO
Center of Workforce Innovations and Executive Staff
to the Northwest Indiana Workforce Board

Data source: Indiana Department of Workforce Development via Hoosiers by the Numbers.
For more labor market information, contact the research department at the Center of Workforce Innovations at 219-462-2940 or visit www.cwicorp.com.