

# Northwest Indiana Labor Market Highlights

Latest market data figures were released by the Department of Workforce Development for September 2020 and reflect changes since July 2020.

SEPTEMBER 2020 DATA



**Unemployment Rate** decreased to 7.8%




**Labor Force** decreased by 5,195



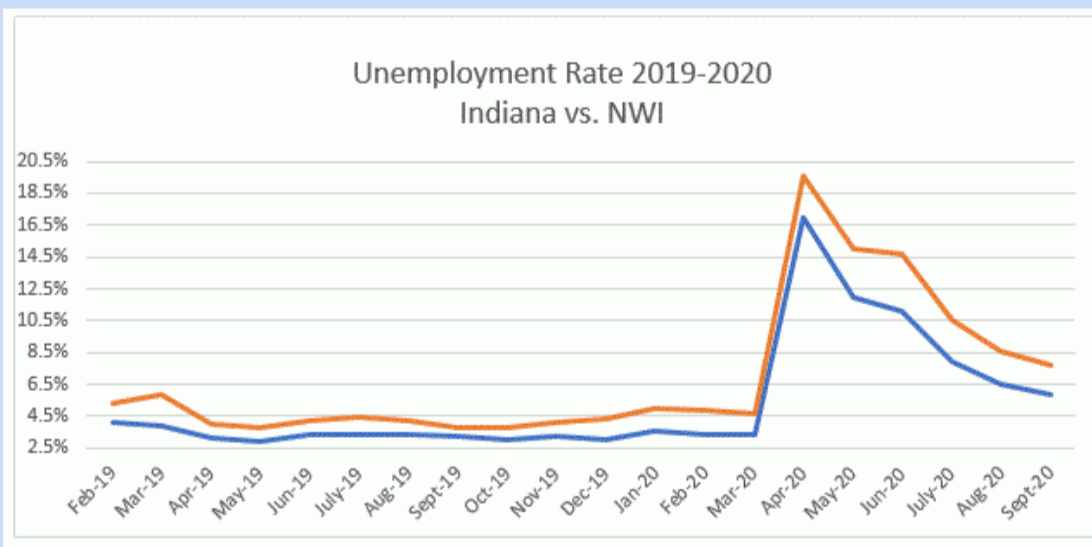
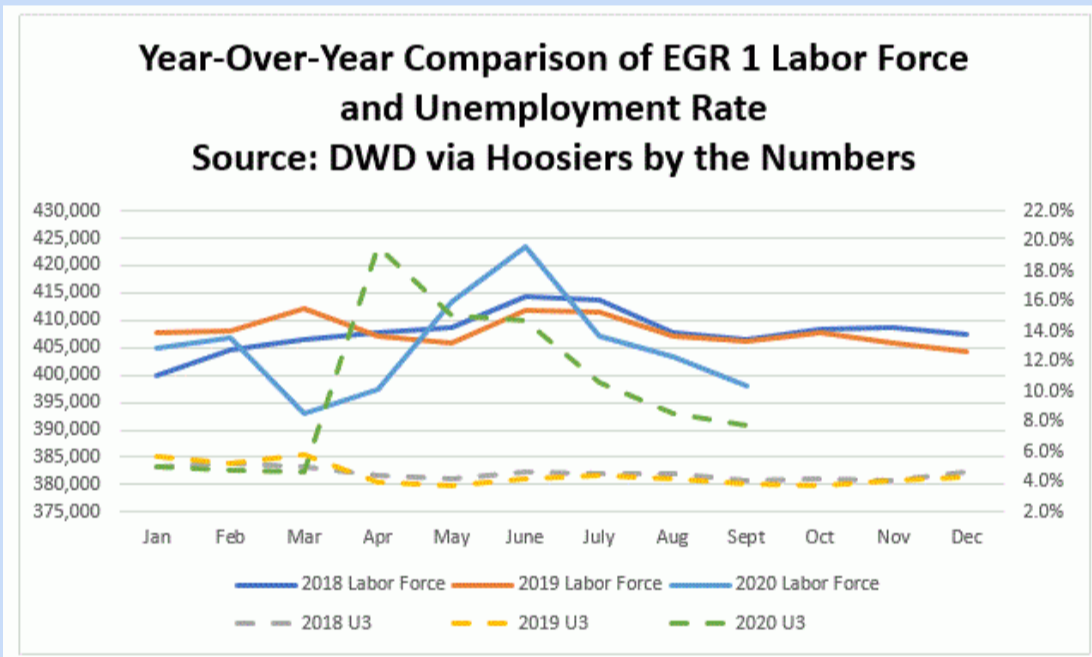
**Employment** decreased by 1,574



**Largest Gain** Government Educational Services  
+1,400



**Largest Decline** Retail  
-500



	Aug - 20	July - 20	June - 20	Aug - 19	Change	
					Month	Year
Labor Force	398,031	403,226	407,364	406,181	-5,195	-8,150
Employed	367,149	368,723	364,215	390,612	-1,574	-23,463
Unemployed	30,882	34,503	42,984	15,569	-3,621	15,313

The latest data for Northwest Indiana (September 2020) shows unemployment continuing to decline from the historic highs experienced during the beginning of the pandemic. The region's labor force and employment both declined from the previous month as well. Compared to the previous year, the region's labor force is down 2% and employment is down 6%. This seems to suggest that job seekers and other unemployed individuals may be dropping out of the labor force as opposed to finding work. The unemployment rate has continued to decline and sits at 7.8% in September from a high of 19.6% in April. The region's rate, however, remains 2% higher than the state's overall.

Given the overall drop in employment, there are few individual industries that experienced increases from the previous month. While total private employment dropped, service-providing industries did see a negligible (.3%) increase. Government (6.1%), Education (1.4%), and Construction (1.1%) were the only industries to see an increase. Industries experiencing measurable declines from the previous month include: Leisure and Hospitality (-1.9%); Retail (-1.4%); and Trade, Transportation, and Utilities (-1.2%).

Compared to the previous year, employment remains down both overall and across all industries. Those facing the most serious declines include: Education (-14%); Leisure and Hospitality (-7.1%); Healthcare (-6.9%); and retail (-6.4%). While all other industries have declines from the previous year, they have lower declines than overall employment.

Until next month,

Linda Woloshansky  
President & CEO  
Center of Workforce Innovations and Executive Staff  
to the Northwest Indiana Workforce Board



Data source: Indiana Department of Workforce Development via Hoosiers by the Numbers. For more labor market information, contact the research department at the Center of Workforce Innovations at 219-462-2940 or visit [www.cwicorp.com](http://www.cwicorp.com).