


Northwest Indiana Labor Market Highlights

Latest market data figures were released by the Department of Workforce Development for December 2020 and reflect changes since October 2020.

December 2020 DATA




Unemployment Rate decreased to **5.7%**



Labor Force increased by **4,594**



Employment decreased by **8,235**

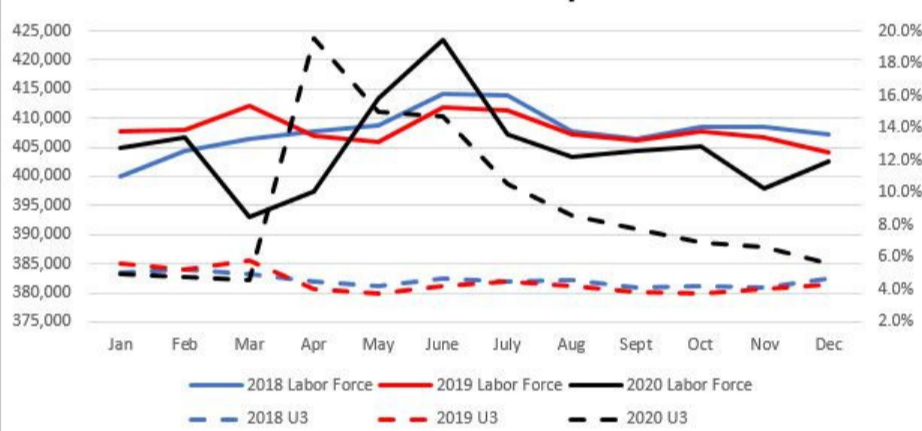


Largest Gain Retail **+1,100**

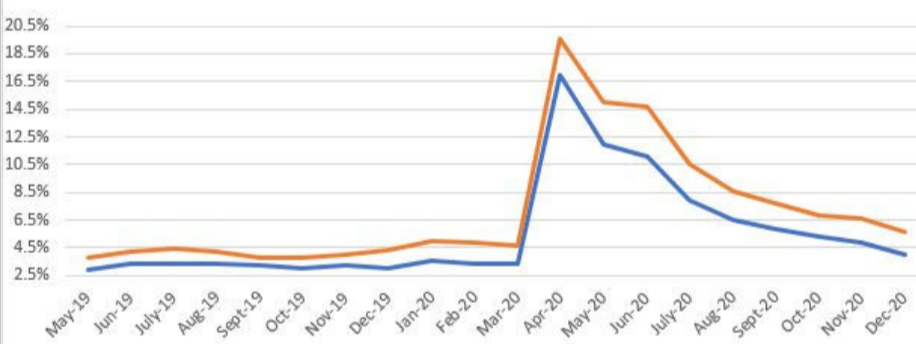


Largest Decline Leisure and Hospitality **-1,100**

Year-Over-Year Comparison of EGR 1 Labor Force and Unemployment Rate
Source: DWD via Hoosiers by the Numbers



Unemployment Rate 2019-2020
Indiana vs. NWI



	Dec-20	Nov-20	Oct-20	Dec-19	Change	
					Month	Year
Labor Force	402,576	397,982	405,274	406,710	4,594	-1,574
Employed	379,822	371,587	377,410	390,433	8,235	-6,931
Unemployed	22,754	26,395	27,864	16,277	-3,641	5,257

The latest data for Northwest Indiana (December 2020) shows a continued improvement in employment and labor force. The region's unemployment rate dropped to 5.7% in December, the lowest rate since the first quarter of 2020. We reached this low rate due to a decrease in unemployment as well as an increase in both labor force and employment in the region. While the labor force estimate has been volatile month to month throughout the year, it ended the year near the same mark as 2019, down less than half a percent (-0.4%) compared to December 2019.

Changes in employment across industries the region was overall relatively unchanged, but this masks larger changes within individual industries. Total private employment saw essentially no change from the previous month (-0.3%), and remains down 4.3% from December 2019. Good producing industries, which represent 20% of regional employment, declined 1.6% from November. However, seasonal changes in construction employment mostly drove this change, as the industry dropped 5.6% from the previous month.

Other industries experiencing declines in December include Professional Services (-1.1%) and Leisure and Hospitality (-2.2%). The industries facing the largest declines from the previous year include Healthcare and Social Assistance (-8.1%), Education (-8.0%), and Leisure and Hospitality (-6.3%).

The retail industry experienced the largest increase from the previous month. This increase (3.3%) is largely spurred by seasonal hiring to meet shopper demand during the holidays; though it was enough to make employment in the industry higher than the economy overall, as Retail closed the year down 3.6% from December 2019, compared to -4.3% for employment overall. The moves of this industry will be important to watch, and will be a large determinant of January's unemployment changes.

Until next month,



Linda Woloshansky
President & CEO
Center of Workforce Innovations and Executive Staff
to the Northwest Indiana Workforce Board



Data source: Indiana Department of Workforce Development via Hoosiers by the Numbers.
For more labor market information, contact the research department at the Center of Workforce Innovations at 219-462-2940 or visit www.cwicorp.com.